



April 2018 Monthly Building Permit Report for Saskatchewan

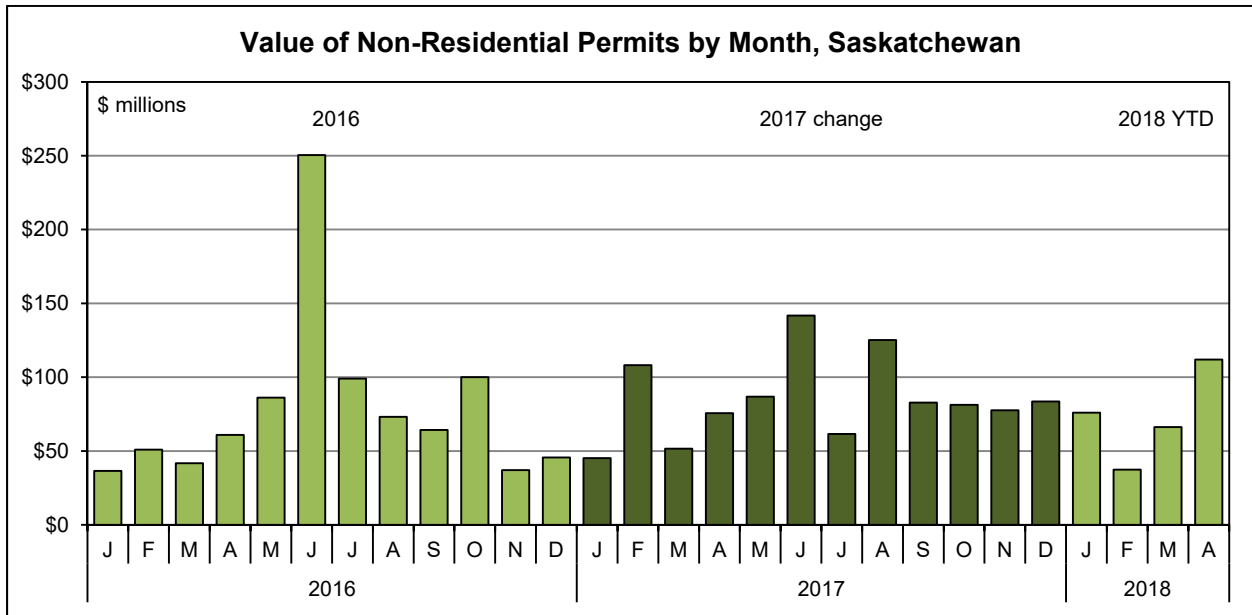
This report was prepared by the Sask Trends Monitor for the Saskatchewan Construction Association on June 7, 2018

Value of Non-Residential Building Permits

The value of building permits issued by local governments is a “leading indicator” for construction activity over the next six to twelve months. The value of residential and non-residential permits issued in April 2018 was \$194 million. This is a 7% increase over April 2017 and brings the value of permits down 11% from the same four months a year ago.

The lower level of activity is mainly in the residential sector. Non-residential permits were up 48% from April 2017 to \$111.9 million and the value in the first four months is up 4% to \$191 million.

With total non-residential permits up 4%, the year-to-date figures suggest that activity in the sector will be near last year’s levels.



Non-Residential Permits by Category

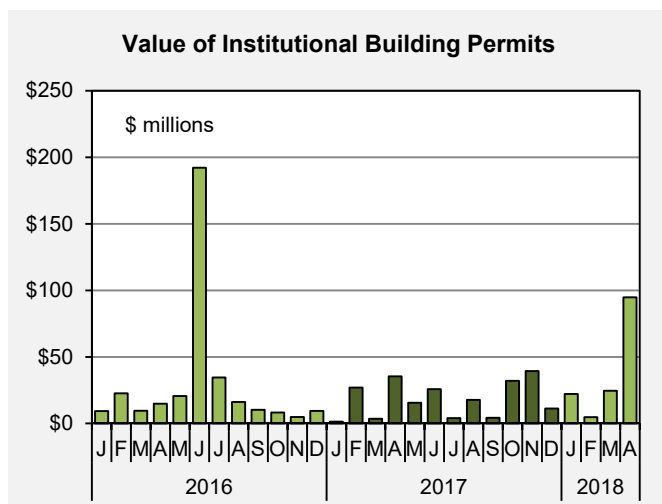
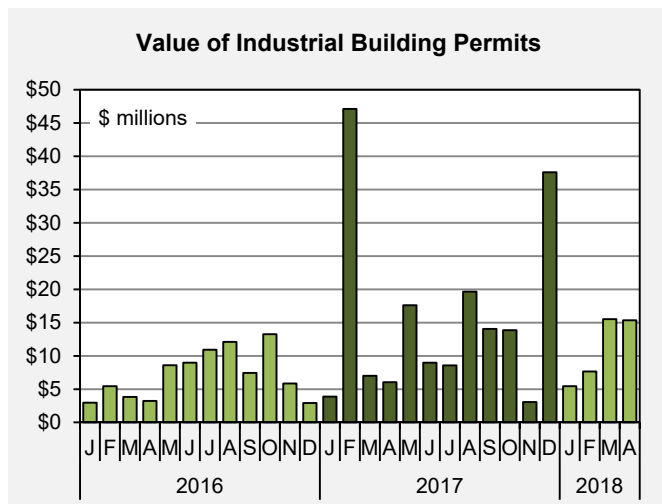
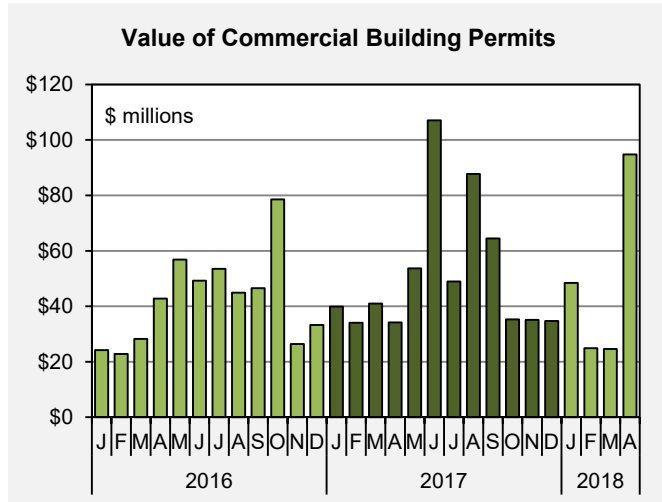
The figures on the right break down the value of non-residential permits into three sub-categories, namely commercial, industrial, and institutional.

The values of permits were, compared the April 2017:

- up by 177% in the commercial category, the largest of the three;
- up by 154% in the industrial category, normally the smallest of the three; and
- up by 167% in the institutional category.

Growth last year was evident in the commercial and industrial categories but growth this year is concentrated in the large commercial category. Compared with 2017 the value of permits in the first four months of 2018 were:

- up by 29% in the commercial category;
- down by 31% in the industrial category; and
- up by 117% in the institutional category.



Non-Residential Permits by Location¹

The figures on the right show the value of non-residential permits broken down by the location of the project.

The values of permits were, compared the April 2017:

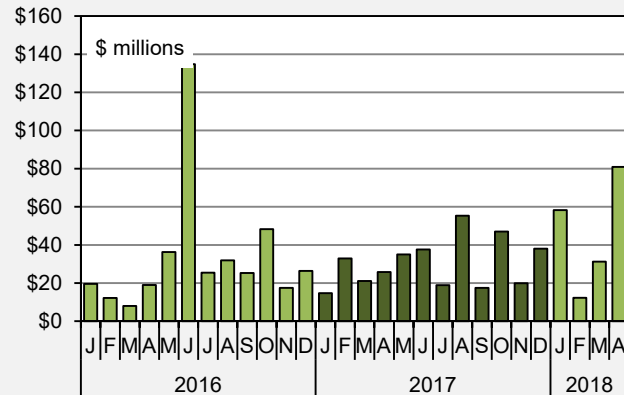
- up 214% in the Saskatoon metropolitan area;
- down 53% in the Regina metropolitan area; and
- up 22% outside the two major urban centres.

Activity last year was growing outside the two major urban centres; 2018 activity is concentrated in or near Saskatoon. In the first four months of 2018, the value of permits were, compared with the same four months in 2017:

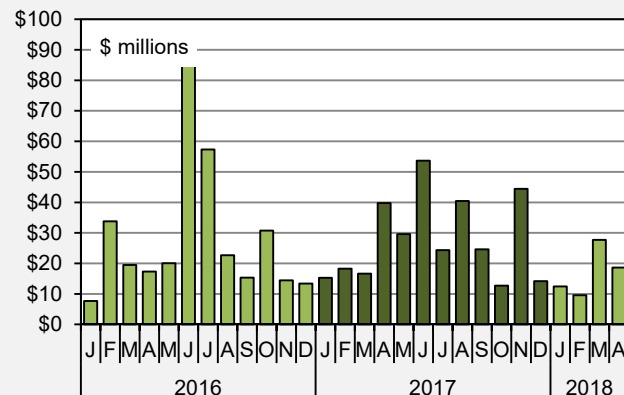
- up 93% in the Saskatoon metropolitan area;
- down 24% in the Regina metropolitan area; and
- down 58% outside the two major urban centres.

¹ The figures for the cities include the surrounding metropolitan areas, Warman and Martensville in Saskatoon, for example, and Lumsden and Emerald Park in Regina.

Value of Non-Residential Building Permits, Saskatoon Metropolitan Area



Value of Non-Residential Building Permits, Regina Metropolitan Area



Value of Non-Residential Building Permits Outside Regina and Saskatoon

