



## December 2017 Monthly Building Permit Report for Saskatchewan

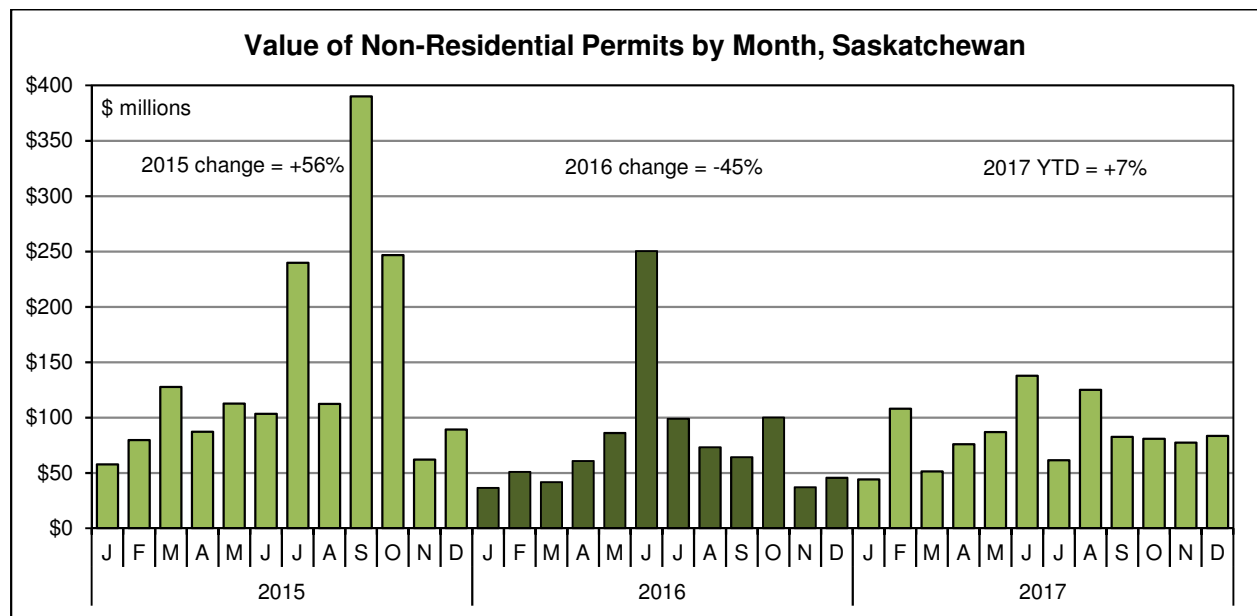
This report was prepared by the Sask Trends Monitor for the Saskatchewan Construction Association on February 7, 2017

### Value of Non-Residential Building Permits

The value of building permits issued by local governments is a “leading indicator” for construction activity over the next six to twelve months. The value of residential and non-residential permits issued in December 2017 was \$175 million. In what is normally a slow month, permits were more than double the \$86 million in December a year ago and near the monthly average for the year.

The heightened level of activity is evident in both the residential and the non-residential sectors. Non-residential permits are almost double the level in December 2016 with an 83% year-over-year increase to \$72 million; residential permits are up 128% to \$91 million for the month.

The strong showing in December means that total non-residential permits for the calendar year 2017 will be above one billion dollars and 7% higher than in 2016. The annual level of activity has been above one billion dollars in six of the past seven years, all except 2016.



### Non-Residential Permits by Category

The figures on the right break down the value of non-residential permits into three sub-categories, namely commercial, industrial, and institutional.

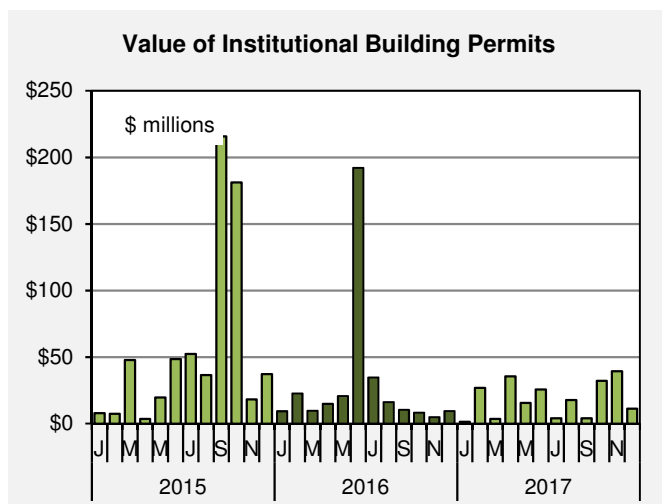
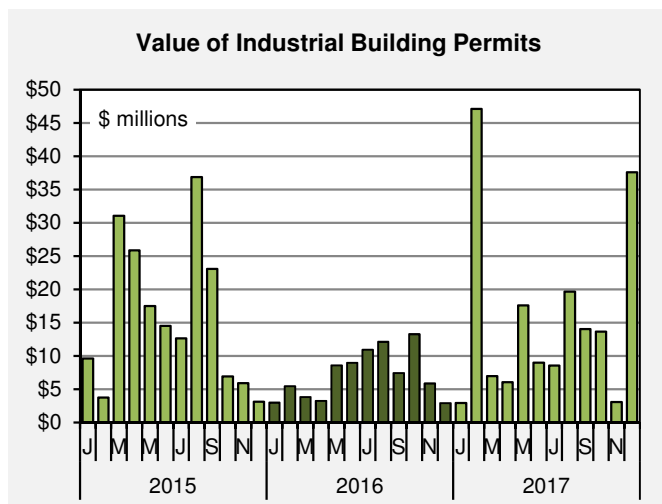
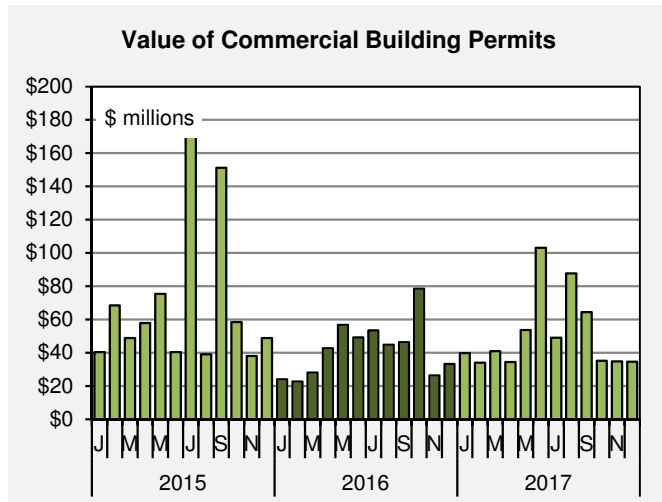
The December figures show increases in all three categories with a particularly strong month for the industrial category.

Compared with December 2016 the value of permits in December 2017 was:

- up by 4% in the commercial category, the largest of the three;
- up by 1188% in the industrial category, normally the smallest of the three; and
- up by 19% in the institutional category.

The annual increase for 2017 show that the value of permits are:

- up 21% in the commercial category;
- up 118% in the industrial category; and
- down 38% in the institutional category.



## **Non-Residential Permits by Location<sup>1</sup>**

The figures on the right show the value of non-residential permits broken down by the location of the project.

The slowdown in 2016 was widespread but was most pronounced outside the two major cities. The 2017 figures show the reverse – there were declines last year in both Regina and Saskatoon and a sharp increase elsewhere in the province.

Compared with December 2016 the value of permits in December 2017 was up in two of the three regions:

- up 44% in the Saskatoon metropolitan area;
- up 6% in the Regina metropolitan area; and
- up by 439% outside the two major urban centres.

The annual figures for 2017 show the value of permits are:

- down 10% in the Saskatoon metropolitan area;
- down 3% in the Regina metropolitan area; and
- up 63% outside the two major urban centres.

<sup>1</sup> The figures for the cities include the surrounding metropolitan areas, Warman and Martensville in Saskatoon, for example, and Lumsden and Emerald Park in Regina.

