

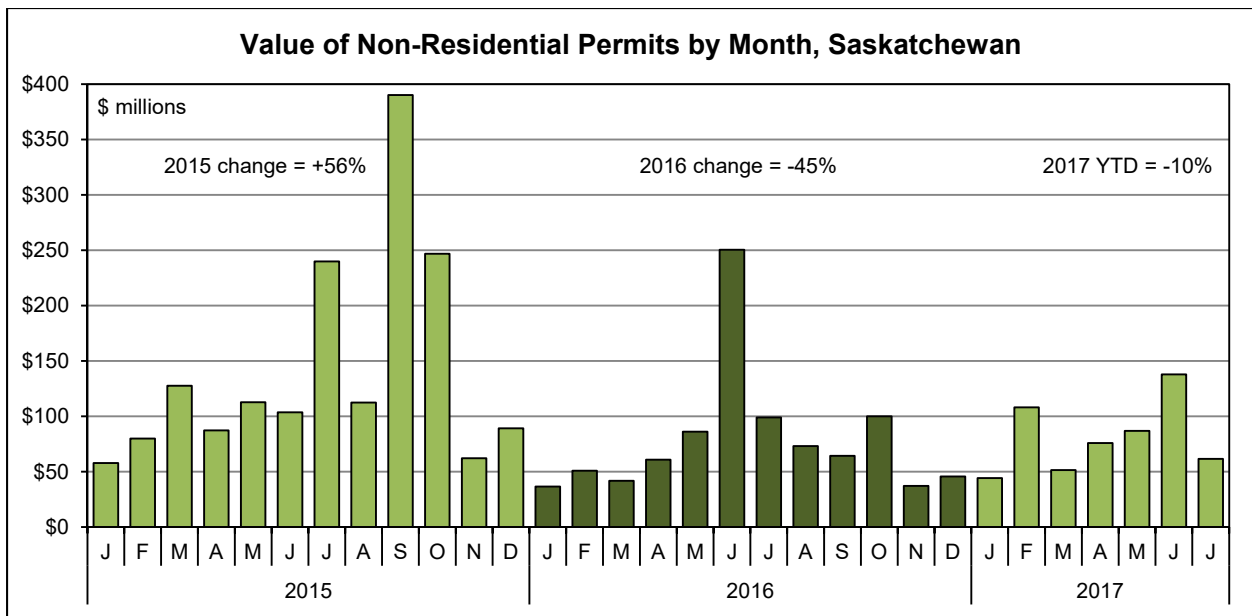
July 2017 Monthly Building Permit Report for Saskatchewan

This report was prepared by the Sask Trends Monitor for the Saskatchewan Construction Association on September 19, 2017

Value of Non-Residential Building Permits

The value of building permits issued by local governments is a “leading indicator” for construction activity over the next six to twelve months. The value of non-residential permits issued in July 2017 was \$61 million, relatively slow for a summer month and down 38% from July 2016. The value of permits in the residential sector, \$110 million in July, was up 4% increase from a year ago.

In the first seven months of the calendar year, the value of non-residential permits fell 10% from \$625 million in 2016 to \$566 million this year. This was the result of dramatic increases in both the commercial and industrial sectors offset by an equally dramatic decline in the value of projects in the institutional/government sector.



Non-Residential Permits by Category

The figures on the right break down the value of non-residential permits into three sub-categories, namely commercial, industrial, and institutional.

The July figures follow a pattern that has been consistent over the past few months, namely increases in the private sector (commercial and industrial) and a slump in the public sector (institutional/government).

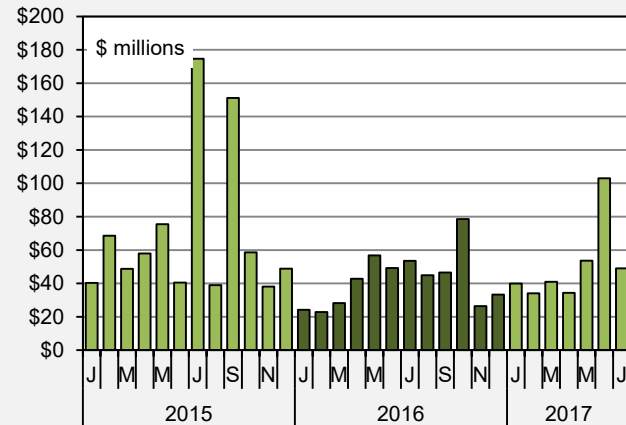
Compared with July 2016 the value of permits in July 2017 was:

- down by 8% in the commercial category, the largest of the three;
- down 22% in the industrial category, normally the smallest of the three; and
- down by 89% in the institutional category.

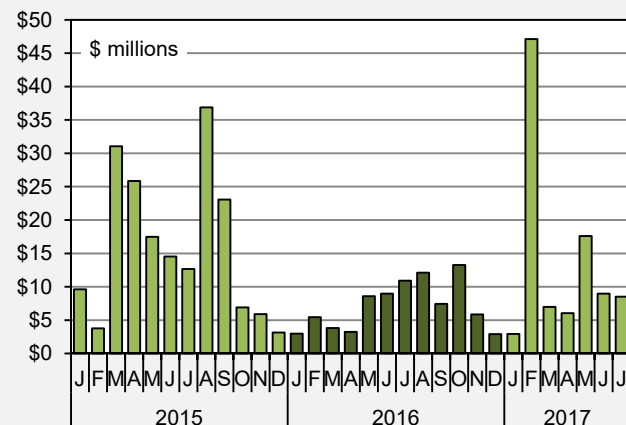
The year-to-date figures for the first seven months of 2017 show that the value of permits are:

- up 28% in the commercial category;
- up 123% in the industrial category; and
- down 63% in the institutional category.

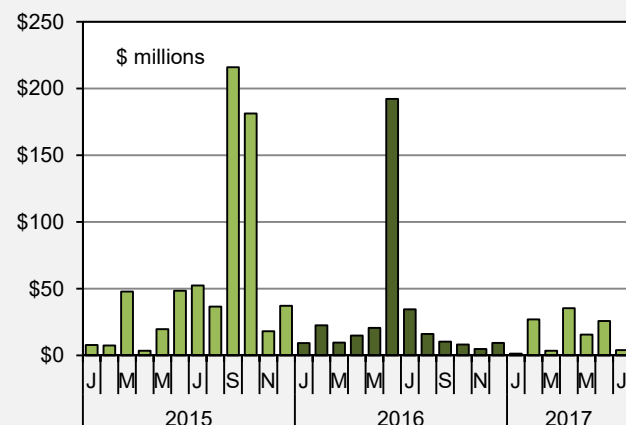
Value of Commercial Building Permits



Value of Industrial Building Permits



Value of Institutional Building Permits



Non-Residential Permits by Location¹

The figures on the right show the value of non-residential permits broken down by the location of the project.

The slowdown last year was widespread but was most pronounced outside the two major cities. The 2017 figures suggest the opposite will be true this year with declines in both Regina and Saskatoon and increases outside the two urban centres.

Compared with July 2016 the value of permits in July 2017 was:

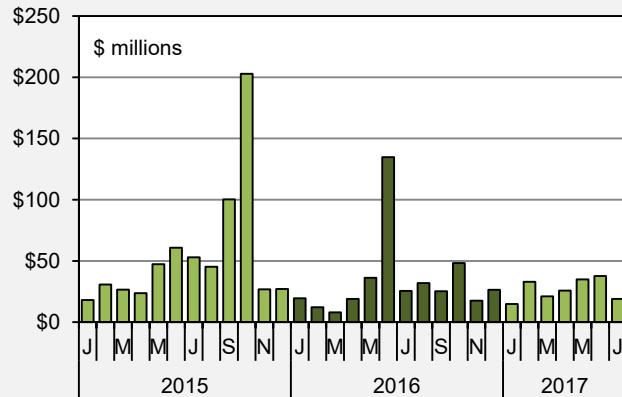
- down 26% in the Saskatoon metropolitan area;
- down 58% in the Regina metropolitan area; and
- up 12% outside the two major urban centres.

The year-to-date figures for the first seven months of 2017 show the value of permits are:

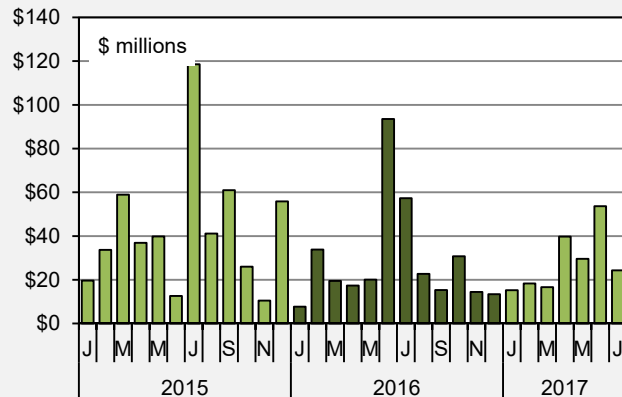
- down 27% in the Saskatoon metropolitan area;
- down 21% in the Regina metropolitan area; and
- up 51% outside the two major urban centres.

¹ The figures for the cities include the surrounding metropolitan areas, Warman and Martensville in Saskatoon, for example, and Lumsden and Emerald Park in Regina.

Value of Non-Residential Building Permits, Saskatoon Metropolitan Area



Value of Non-Residential Building Permits, Regina Metropolitan Area



Value of Non-Residential Building Permits Outside Regina and Saskatoon

