



March 2018 Monthly Building Permit Report for Saskatchewan

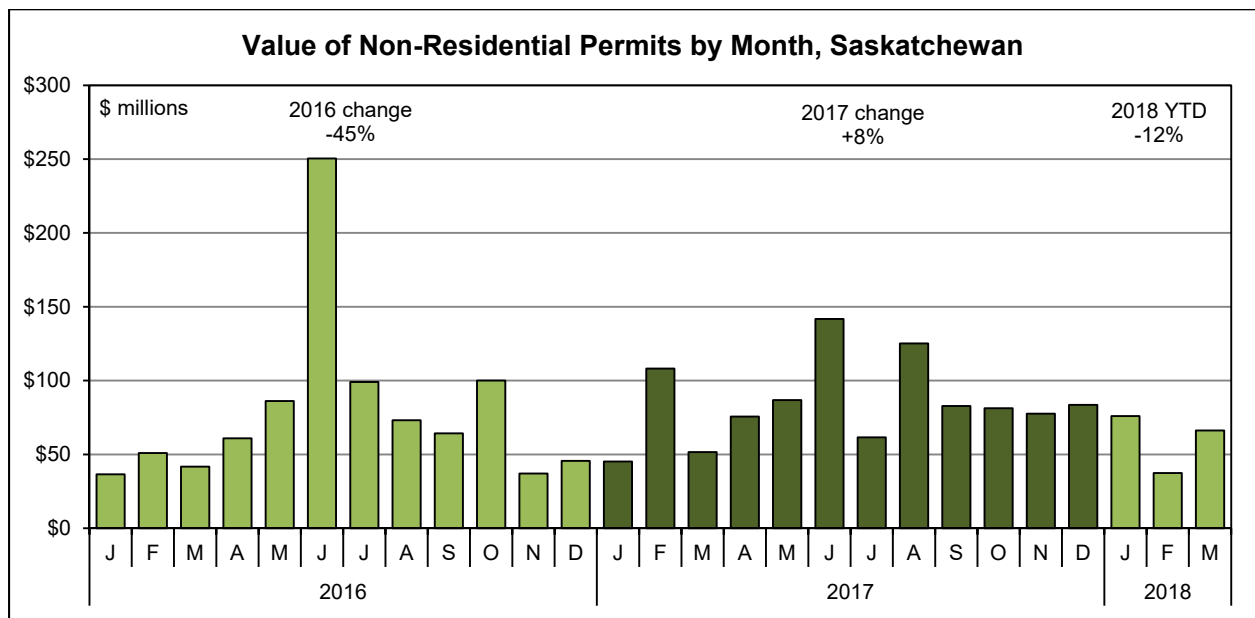
This report was prepared by the Sask Trends Monitor for the Saskatchewan Construction Association on May 9, 2018

Value of Non-Residential Building Permits

The value of building permits issued by local governments is a “leading indicator” for construction activity over the next six to twelve months. The value of residential and non-residential permits issued in March 2018 was \$133 million. Even accounting for the fact that March is typically a slow month this is a particularly low value; permits were down 10% from March a year ago and the value in the first quarter is off 18% from a year ago.

The lower level of activity is mainly in the residential sector. Non-residential permits were up 28% from March 2017 to \$66.2 million and the value in the first quarter is off 12% to \$180 million.

Total non-residential permits last year were up 8% to more than \$1 billion. The year-to-date figures suggest that the sector will struggle to reach last year’s levels unless there is a strong recovery in the summer months.



Non-Residential Permits by Category

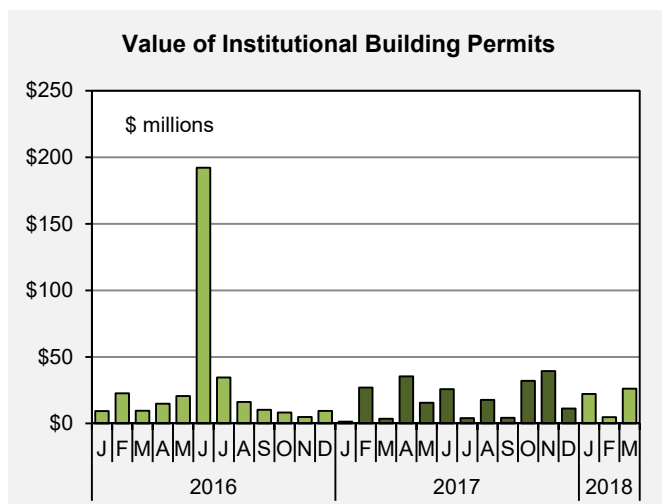
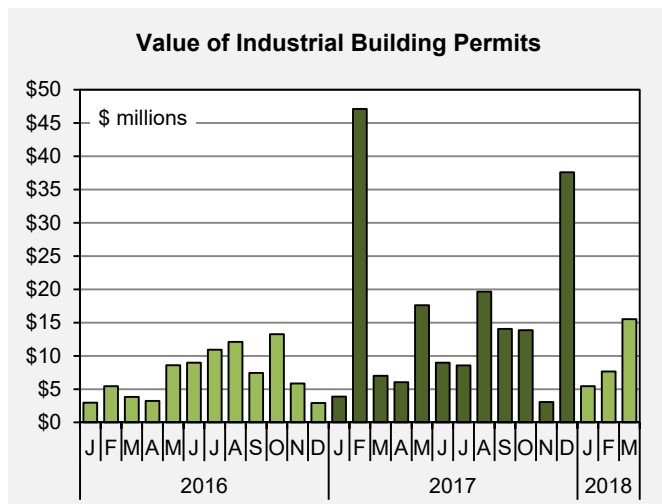
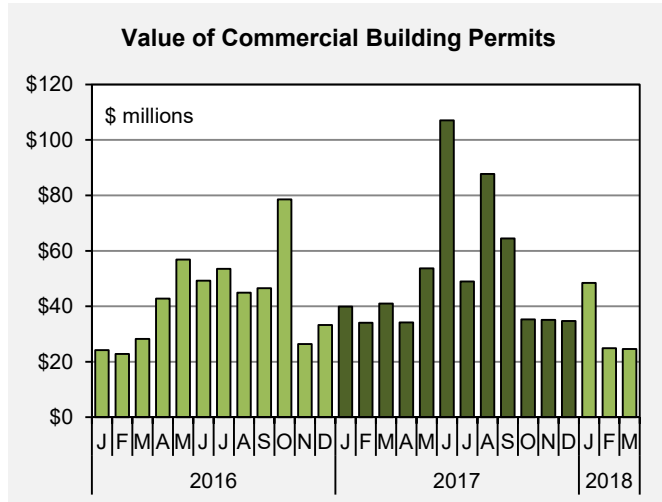
The figures on the right break down the value of non-residential permits into three sub-categories, namely commercial, industrial, and institutional.

The values of permits were, compared the March 2017:

- down 40% in the commercial category, the largest of the three;
- up by 122% in the industrial category, normally the smallest of the three; and
- up by 642% in the institutional category with March 2017 a particularly slow month.

Growth last year was evident in the commercial and industrial categories but the opposite is true in early 2018. The year-to-date figures for the first quarter of 2018 show declines in those two categories. Compared with 2017 the value of permits in the first three months of 2018 were:

- down by 15% in the commercial category;
- down by 51% in the industrial category; and
- up by 67% in the institutional category.



Non-Residential Permits by Location¹

The figures on the right show the value of non-residential permits broken down by the location of the project.

The values of permits were, compared the March 2017:

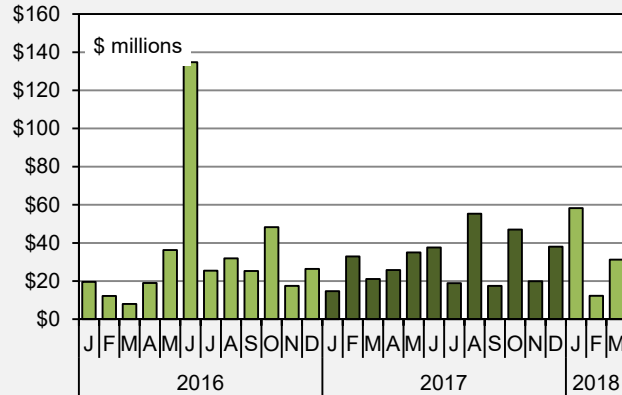
- up 48% in the Saskatoon metropolitan area;
- up 67% in the Regina metropolitan area; and
- down 47% outside the two major urban centres.

Activity last year was growing outside the two major urban centres; the opposite is true in early 2018. In the first three months of 2018, the value of permits were, compared with the same three months in 2017:

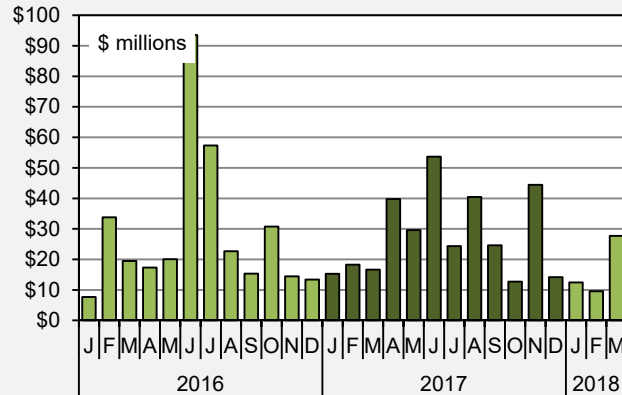
- up 48% in the Saskatoon metropolitan area;
- down 1% in the Regina metropolitan area; and
- down 67% outside the two major urban centres.

¹ The figures for the cities include the surrounding metropolitan areas, Warman and Martensville in Saskatoon, for example, and Lumsden and Emerald Park in Regina.

Value of Non-Residential Building Permits, Saskatoon Metropolitan Area



Value of Non-Residential Building Permits, Regina Metropolitan Area



Value of Non-Residential Building Permits Outside Regina and Saskatoon

