

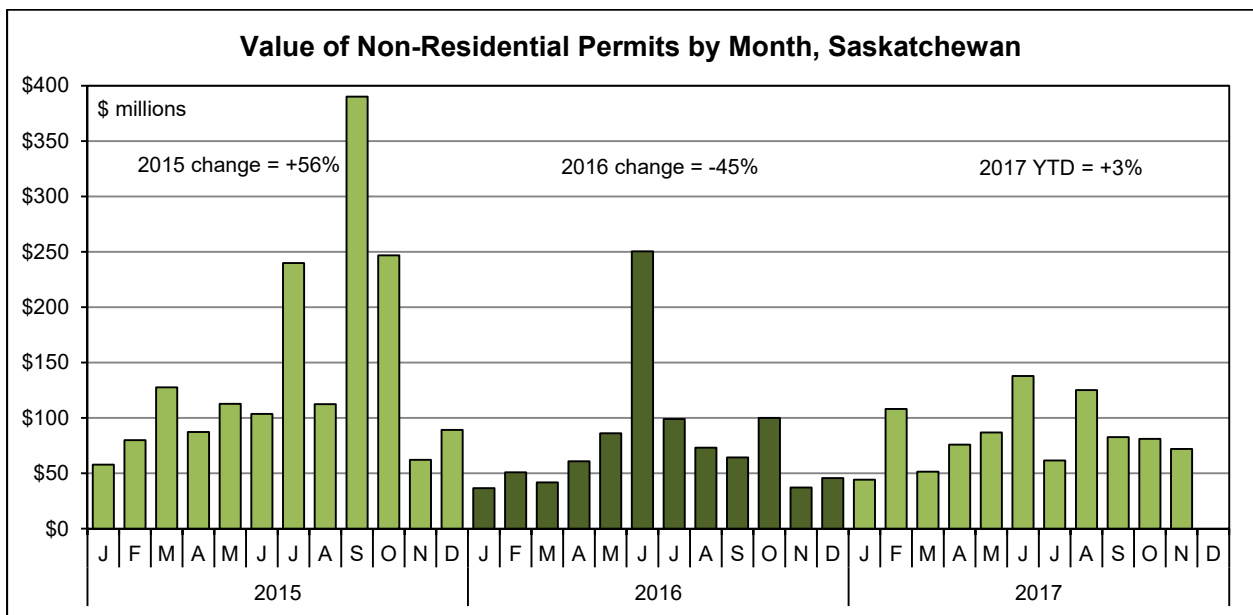
November 2017 Monthly Building Permit Report for Saskatchewan

This report was prepared by the Sask Trends Monitor for the Saskatchewan Construction Association on December 7, 2017

Value of Non-Residential Building Permits

The value of building permits issued by local governments is a “leading indicator” for construction activity over the next six to twelve months. The value of residential and non-residential permits issued in November 2017 was \$149 million. This is 26% higher than in November a year ago and is fourth year-over-year increase in the last five months. The heightened level of activity is evident in both the residential and the non-residential sector. Non-residential permits are almost double the level in November 2016 with a 94% year-over-year increase to \$72 million; residential permits are up 26%.

The strong showing in November means that total non-residential permits for the calendar year 2017 will be above last year’s levels. In the first eleven months of 2017, the value of non-residential permits was \$926 million compared with \$900 million last year.



Non-Residential Permits by Category

The figures on the right break down the value of non-residential permits into three sub-categories, namely commercial, industrial, and institutional.

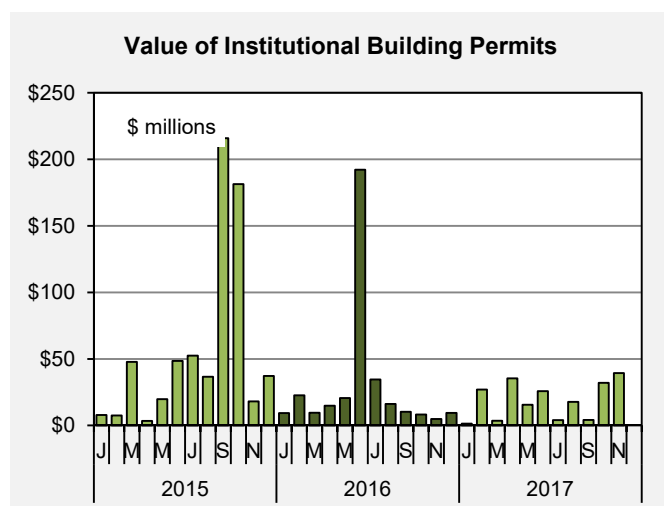
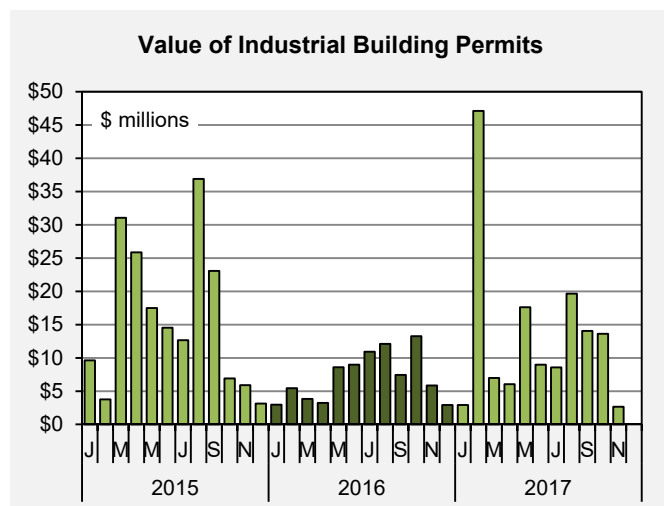
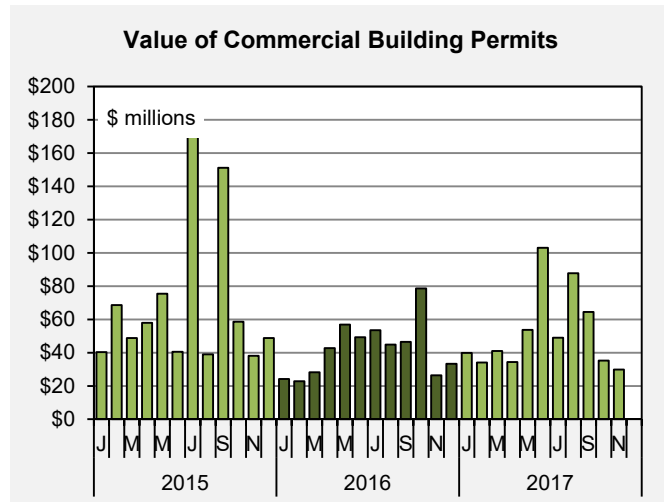
The November figures show substantial increases in two of the three categories.

Compared with November 2016 the value of permits in November 2017 was:

- up by 13% in the commercial category, the largest of the three;
- down by 55% in the industrial category, normally the smallest of the three, and the first decline in this sector since July; and
- up by 718% in the institutional category.

The year-to-date figures for the first eleven months of 2017 show that the value of permits are:

- up 21% in the commercial category;
- up 79% in the industrial category; and
- down 40% in the institutional category.



Non-Residential Permits by Location¹

The figures on the right show the value of non-residential permits broken down by the location of the project.

The slowdown in 2016 was widespread but was most pronounced outside the two major cities. The 2017 figures suggest that there will be declines this year in both Regina and Saskatoon and a sharp increase outside the two urban centres.

Compared with November 2016 the value of permits in November 2017 was up in two of the three regions:

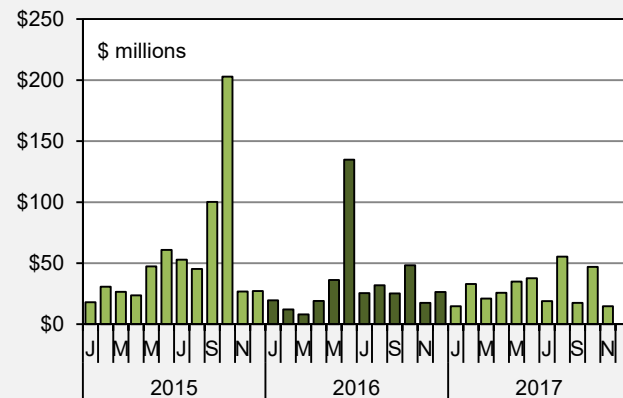
- down 16% in the Saskatoon metropolitan area;
- up by 205% in the Regina metropolitan area; and
- up by 156% outside the two major urban centres.

The year-to-date figures for the first eleven months of 2017 show the value of permits are:

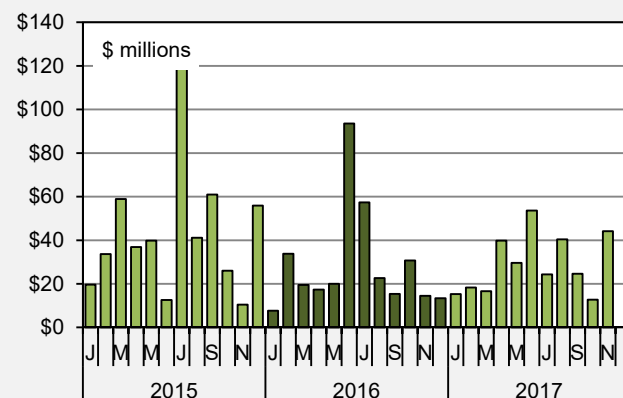
- down 15% in the Saskatoon metropolitan area;
- down 4% in the Regina metropolitan area; and
- up 51% outside the two major urban centres.

¹ The figures for the cities include the surrounding metropolitan areas, Warman and Martensville in Saskatoon, for example, and Lumsden and Emerald Park in Regina.

Value of Non-Residential Building Permits, Saskatoon Metropolitan Area



Value of Non-Residential Building Permits, Regina Metropolitan Area



Value of Non-Residential Building Permits Outside Regina and Saskatoon

