

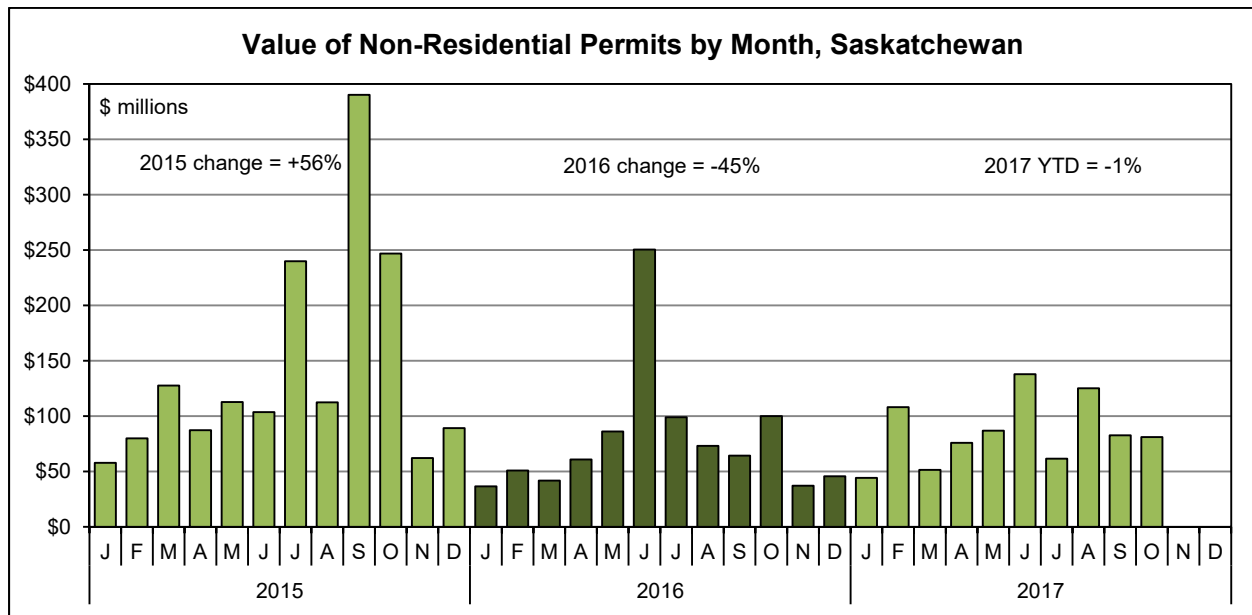
October 2017 Monthly Building Permit Report for Saskatchewan

This report was prepared by the Sask Trends Monitor for the Saskatchewan Construction Association on December 7, 2017

Value of Non-Residential Building Permits

The value of building permits issued by local governments is a “leading indicator” for construction activity over the next six to twelve months. The value of residential and non-residential permits issued in October 2017 was \$167 million. This is 5% higher than in October a year ago and is the third month in a row for year-over-year increases. The heightened level of activity is mainly evident in the non-residential sector; residential permits are down 10% from October 2016.

The strong showing in October 2017 with a 26% increase from October a year ago means that total non-residential permits for the calendar year 2017 will be near last year’s levels. In the first ten months of 2017, the value of non-residential permits was \$854 million compared with \$863 million last year.



Non-Residential Permits by Category

The figures on the right break down the value of non-residential permits into three sub-categories, namely commercial, industrial, and institutional.

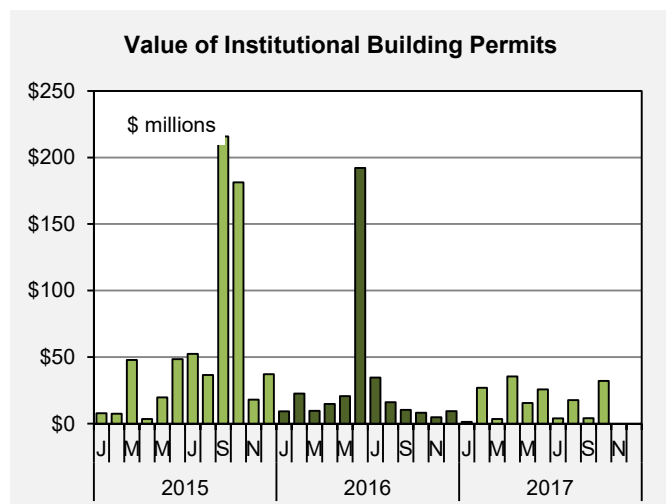
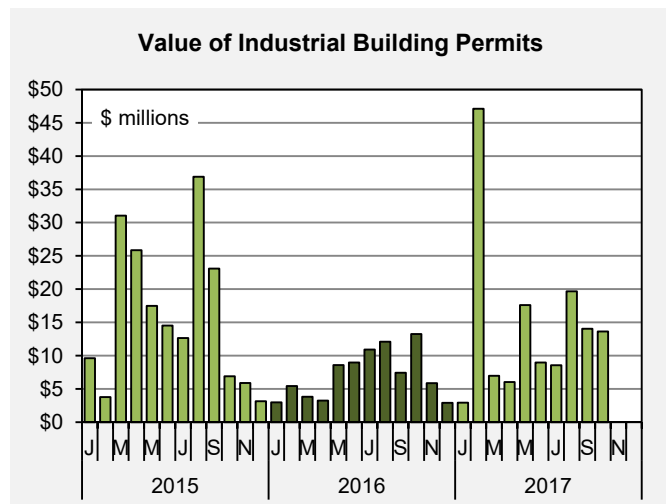
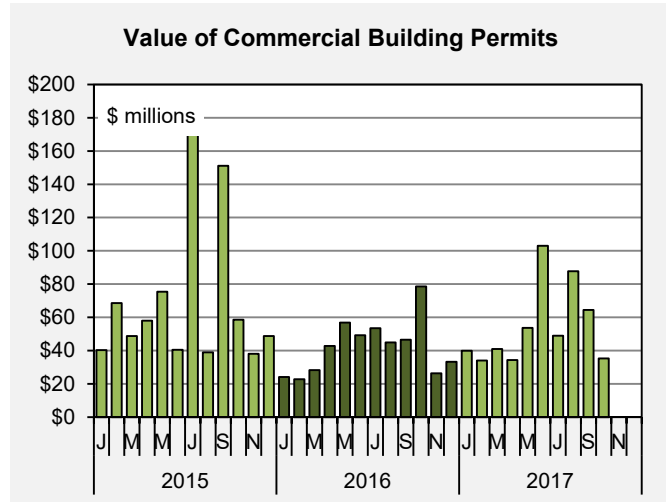
The October figures show substantial increases in two of the three categories.

Compared with October 2016 the value of permits in October 2017 was:

- down by 24% in the commercial category, the largest of the three;
- up by 83% in the industrial category, normally the smallest of the three; and
- up by 211% in the institutional category.

The year-to-date figures for the first ten months of 2017 show that the value of permits are:

- up 21% in the commercial category;
- up 90% in the industrial category; and
- down 51% in the institutional category.



Non-Residential Permits by Location¹

The figures on the right show the value of non-residential permits broken down by the location of the project.

The slowdown in 2016 was widespread but was most pronounced outside the two major cities. The 2017 figures suggest that there will be modest declines this year in both Regina and Saskatoon and an increase outside the two urban centres.

Compared with October 2016 the value of permits in October 2017 was:

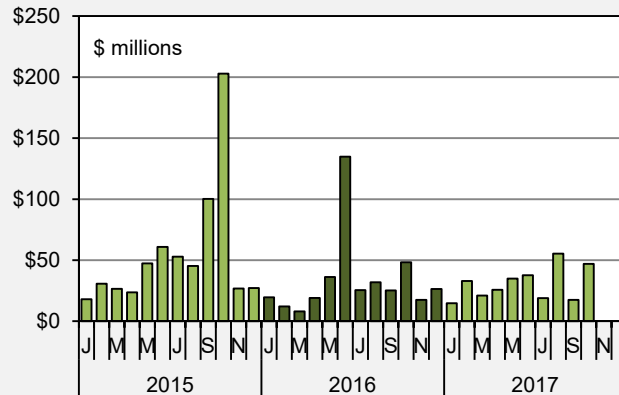
- down 3% in the Saskatoon metropolitan area;
- down 17% in the Regina metropolitan area; and
- up 26% outside the two major urban centres.

The year-to-date figures for the first ten months of 2017 show the value of permits are:

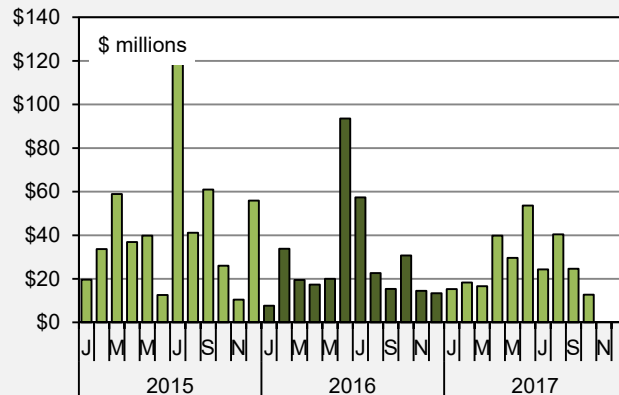
- down 15% in the Saskatoon metropolitan area;
- down 13% in the Regina metropolitan area; and
- up 48% outside the two major urban centres.

¹ The figures for the cities include the surrounding metropolitan areas, Warman and Martensville in Saskatoon, for example, and Lumsden and Emerald Park in Regina.

Value of Non-Residential Building Permits, Saskatoon Metropolitan Area



Value of Non-Residential Building Permits, Regina Metropolitan Area



Value of Non-Residential Building Permits Outside Regina and Saskatoon

