

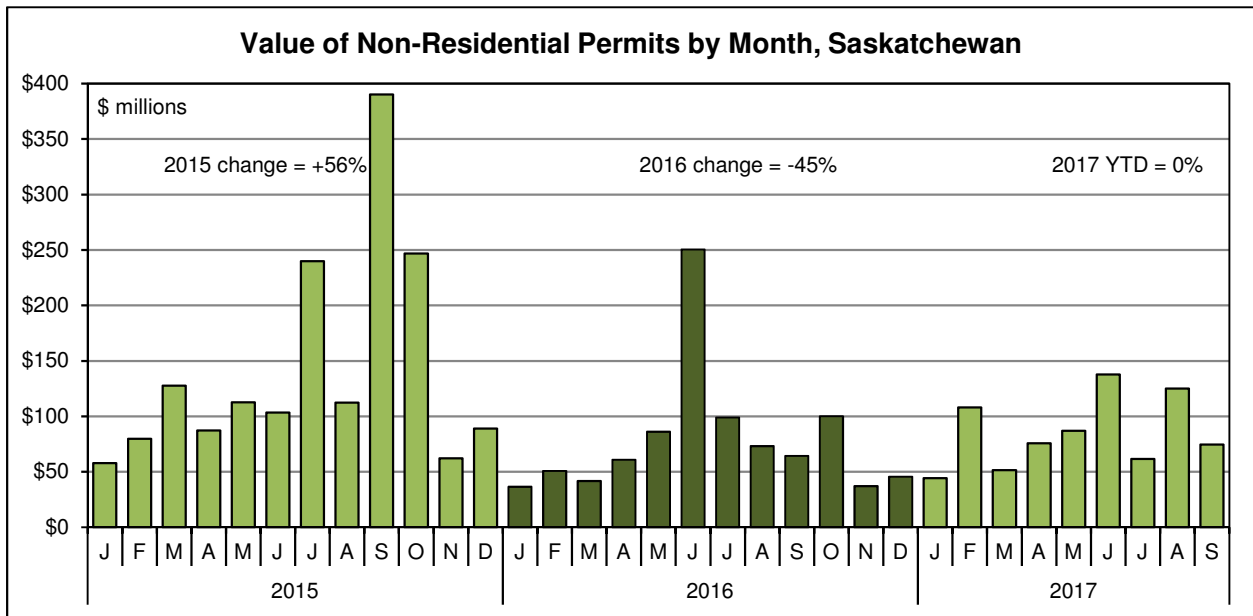
September 2017 Monthly Building Permit Report for Saskatchewan

This report was prepared by the Sask Trends Monitor for the Saskatchewan Construction Association on November 9, 2017

Value of Non-Residential Building Permits

The value of building permits issued by local governments is a “leading indicator” for construction activity over the next six to twelve months. The value of residential and non-residential permits issued in September 2017 was \$169 million. This represents a marginal 6.2% increase over the same period from 2016. Even with ongoing reduced public investment, activity continues to improve – albeit slowly. Signs continue to indicate the construction industry will be busy in early 2018.

Non-residential permits were up by 16% in September 2017. Total non-residential permits for 2017 will be near last year’s levels, with the first three quarters of 2017 amounting to \$766 million in non-residential permits compared to \$763 million for the same period in 2016.



Non-Residential Permits by Category

The figures on the right break down the value of non-residential permits into three sub-categories, namely commercial, industrial, and institutional.

The September figures show improvements in the commercial and industrial categories, but an ongoing slump in institutional investment.

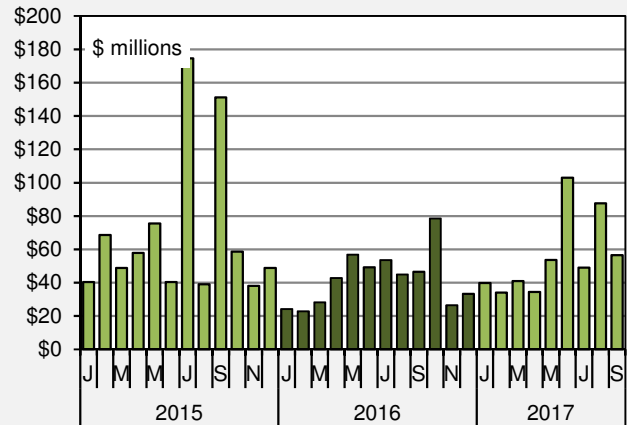
Compared with September 2016 the value of permits in September 2017 were:

- up by 21% in the commercial category, the largest of the three;
- up by 87% in the industrial category, normally the smallest of the three; and
- down by 60% in the institutional category.

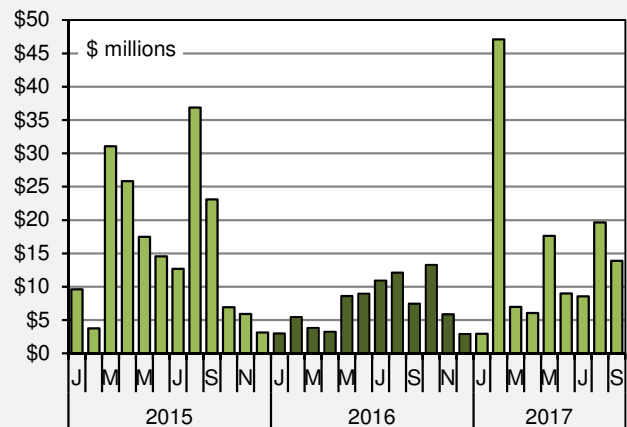
The year-to-date figures for the first eight months of 2017 show that the value of permits are:

- up 35% in the commercial category;
- up 107% in the industrial category; and
- down 59% in the institutional category.

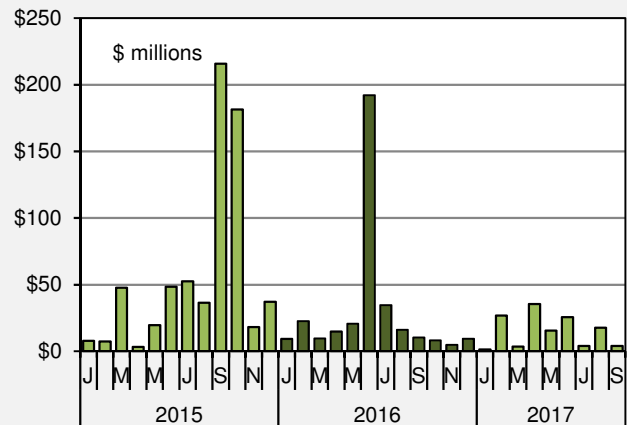
Value of Commercial Building Permits



Value of Industrial Building Permits



Value of Institutional Building Permits



Non-Residential Permits by Location¹

The figures on the right show the value of non-residential permits broken down by the location of the project.

While the slowdown was widespread, it's impact outside of the two major cities was exceptionally pronounced. That continues to correct as strong increases outside Regina and Saskatoon continue. Within those two cities, figures continue to be unsteady but amount to net decreases in activity.

Compared with September 2016 the value of permits in September 2017 was:

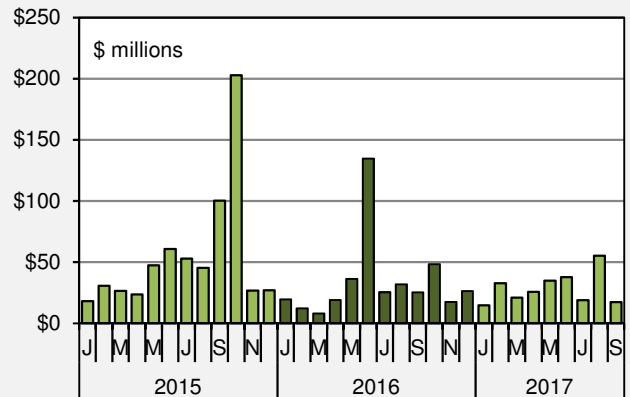
- down 31% in the Saskatoon metropolitan area;
- up 61% in the Regina metropolitan area; and
- up 37% outside the two major urban centres.

The year-to-date figures for the first eight months of 2017 show the value of permits are:

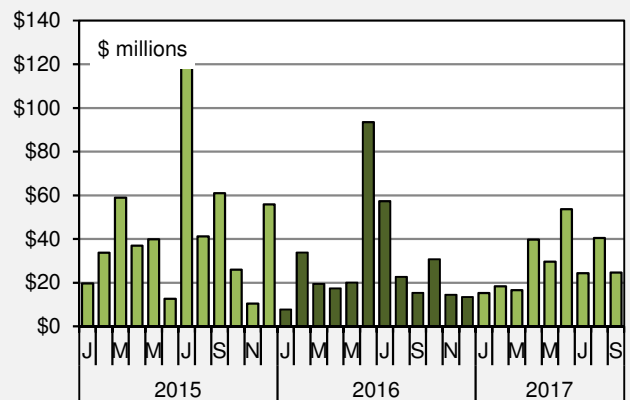
- down 19% in the Saskatoon metropolitan area;
- down 9% in the Regina metropolitan area; and
- up 49% outside the two major urban centres.

¹ The figures for the cities include the surrounding metropolitan areas, Warman and Martensville in Saskatoon, for example, and Lumsden and Emerald Park in Regina.

Value of Non-Residential Building Permits, Saskatoon Metropolitan Area



Value of Non-Residential Building Permits, Regina Metropolitan Area



Value of Non-Residential Building Permits Outside Regina and Saskatoon

