



## January 2018 Monthly Building Permit Report for Saskatchewan

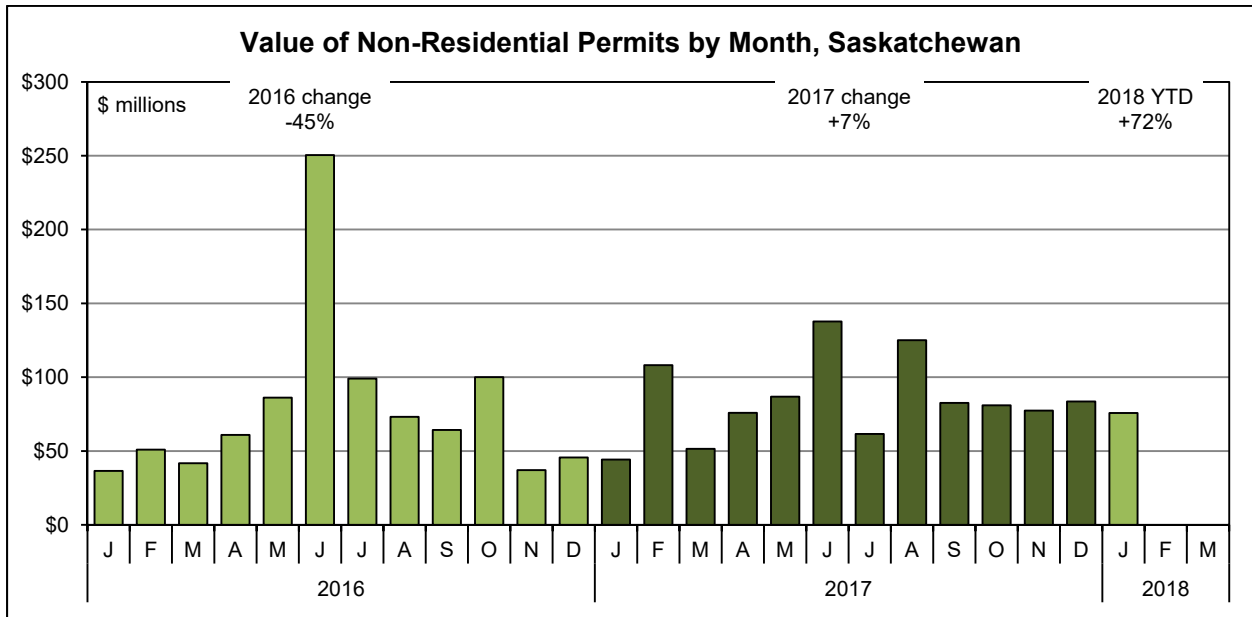
This report was prepared by the Sask Trends Monitor for the Saskatchewan Construction Association on March 8, 2018

### Value of Non-Residential Building Permits

The value of building permits issued by local governments is a “leading indicator” for construction activity over the next six to twelve months. The value of residential and non-residential permits issued in January 2018 was \$121 million. In what is normally a slow month, permits were up a third from the \$91 million in January a year ago.

The heightened level of activity is only evident in the non-residential sector. Non-residential permits were up 72% from January 2017 to \$75.8 million whereas the value of residential permits fell by 3%.

Total non-residential permits last year were up 7% to more than \$1 billion. The strong showing to start 2018 suggests that the sector will continue to recover from the slowdown in 2016.



## Non-Residential Permits by Category

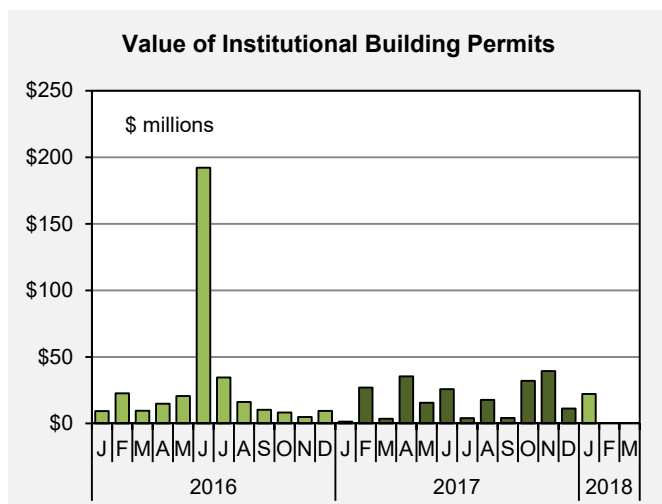
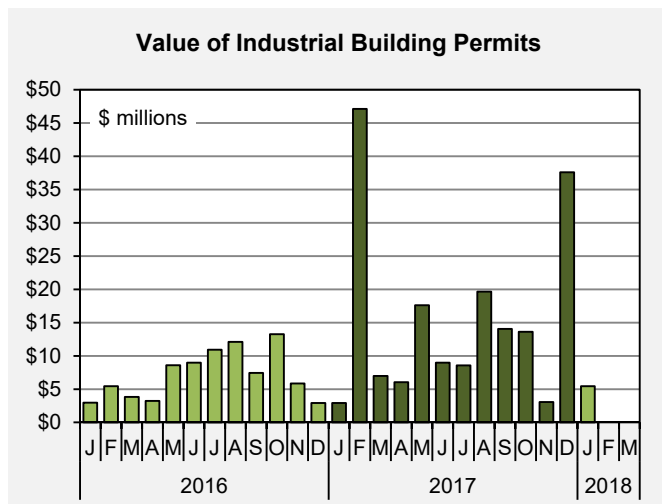
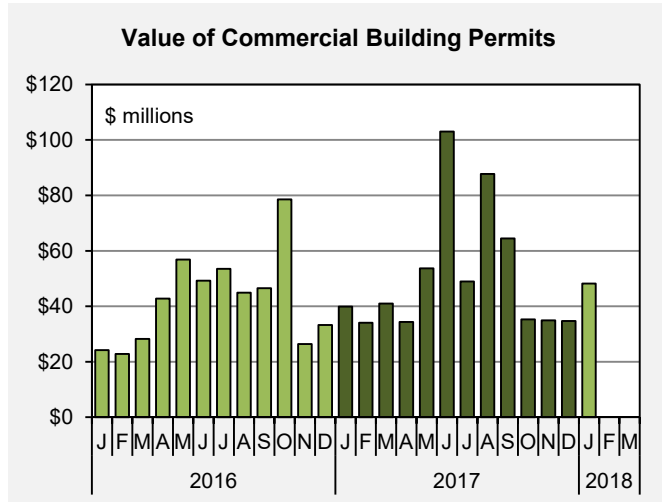
The figures on the right break down the value of non-residential permits into three sub-categories, namely commercial, industrial, and institutional.

Last year, activity was concentrated in the commercial and industrial sectors with the value of annual permits:

- up by 21% in the commercial category, the largest of the three;
- up by 118% in the industrial category, normally the smallest of the three; and
- down by 38% in the institutional category.

The January figures show increases in all three categories with a particularly strong month for the institutional category. Compared with January 2017 the value of permits in January 2018 were:

- up by 21% in the commercial category;
- up by 86% in the industrial category; and
- up by 1512% in the institutional category.



## Non-Residential Permits by Location<sup>1</sup>

The figures on the right show the value of non-residential permits broken down by the location of the project.

The activity in 2017 was widespread but was most pronounced outside the two major cities. The annual figures for 2017 show the value of permits were:

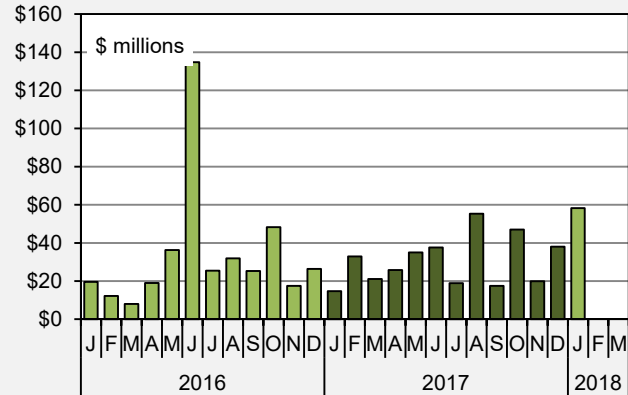
- down 10% in the Saskatoon metropolitan area;
- down 3% in the Regina metropolitan area; and
- up 63% outside the two major urban centres.

In January 2018, the value of permits were, compared with January 2017:

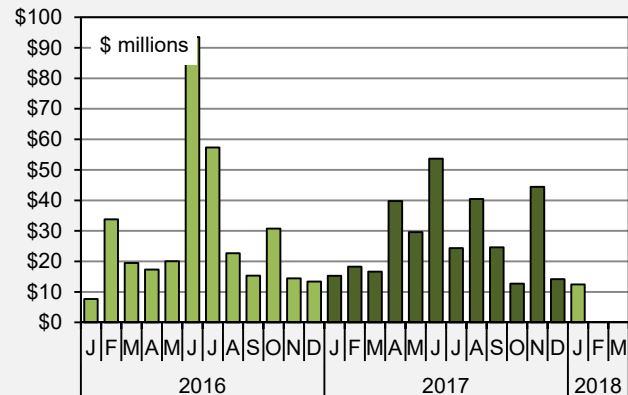
- up 295% in the Saskatoon metropolitan area;
- down 19% in the Regina metropolitan area; and
- down 64% outside the two major urban centres.

<sup>1</sup> The figures for the cities include the surrounding metropolitan areas, Warman and Martensville in Saskatoon, for example, and Lumsden and Emerald Park in Regina.

**Value of Non-Residential Building Permits, Saskatoon Metropolitan Area**



**Value of Non-Residential Building Permits, Regina Metropolitan Area**



**Value of Non-Residential Building Permits Outside Regina and Saskatoon**

